

# Instruction Manual for OAMDC

Online Admissions Module For Degree colleges – 2020-21

Prepared by Team APCFSS



# Instruction Manual for Online Admission Module for Degree Colleges



State Universities of Andhra Pradesh  
Admissions for Academic Year 2020-21



ANDHRA PRADESH  
Centre for Financial  
Systems and Services



## TABLE OF CONTENTS

### TABLE OF CONTENTS

A. Introduction.....	1-1
B. About Us.....	2-2
C. G.Os .....	2-2
D. FAQs.....	3-3
E. Help Line Centres.....	3-3
F. Pre-Registration.....	6-7
G. Application Payment.....	7-8
H. Know You Application & Forgot Password.....	8-8
I. Application Submission.....	9-12
J. Preview and Edit the Application.....	12-13
K. Searching of Colleges/ Courses/ Subjects.....	13-15
L. Reports.....	15-16
M. Course Eligibility.....	17-17
N. Prioritizing or Exercising the Web Options.....	17-20
O. Print of Web Options.....	20-20
P. Allotment Order.....	21-21
Q. Implementation of Rule of Reservation.....	



## A. Introduction:

For admission into Non Professional 4 year Honours Degree Programmes like B.A, B.Sc., B.Com, BBA, BCA, and B.Voc, etc., with an exit option after the 3<sup>rd</sup> year of study, affiliated to the 10 State Universities, the candidate needs to fill-in the application for admission available at the link <https://oamdc.ap.gov.in>. The list of affiliating Universities in A.P is given hereunder:

Sno	University	Place
1	ADIKAVI NANNAYA UNIVERSITY	Rajahmundry
2	ANDHRA UNIVERSITY	Visakhapatnam
3	DR BR AMBEDKAR UNIVERSITY	Srikakulam
4	KRISHNA UNIVERSITY	Machilipatnam
5	NAGARJUNA UNIVERSITY	Guntur
6	RAYALASEEMA UNIVERSITY	Kurnool
7	SRI KRISHNADEVARAYA UNIVERSITY	Anantapuram
8	SRI VENKATESWARA UNIVERSITY	Tirupati
9	VIKRAMA SIMHAPURI UNIVERSITY	Nellore
10	YOGI VEMANA UNIVERSITY	Kadapa

**OAMDC**  
(Online Admission Module for Degree Colleges)  
GOVT. OF ANDHRA PRADESH

Home About Us CO's FAQs Reports Help Line Sign In Dept Login

**Latest News**

Online Degree Admission process will commence shortly

Intermediate Results Announced.

**01**  
Pre-Registration & Payment

**02**  
Candidate Login

**Search By College / Courses**


**Admission Schedule, OAMDC 2020-21.**

**Notification**  
Commencement of online application submission for Andhra Pradesh UG admissions July 2020.  
[Download](#)







**Registration**  
Online Registrations will be announced soon.  
[Download](#)






**Web options**  
[Download](#)




**OAMDC**  
 (Online Admission Module for Degree Colleges)  
 GOVT. OF ANDHRA PRADESH

[Home](#)
[About Us](#)
[GO's](#)
[FAQs](#)
[Reports~](#)
[Help Line](#)
[Sign In](#)
[Dept Login](#)

**Latest News**

Online Degree Admissions will be start soon.

Intermediate Results Announced.

**01**  
 Pre-Registration & Payment

**02**  
 Candidate Login

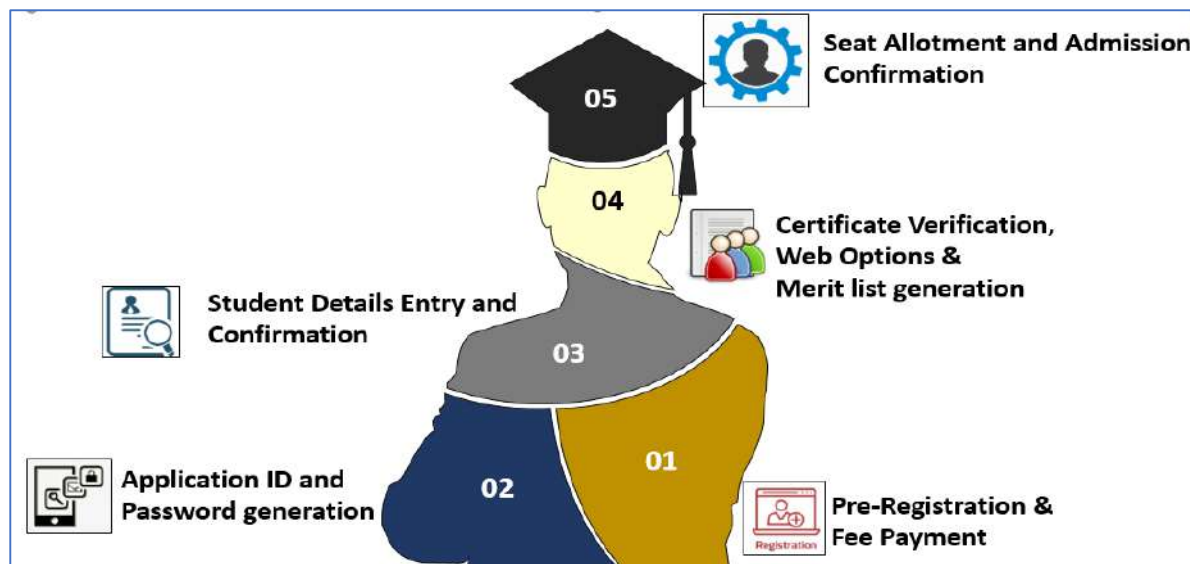
Search By College / Courses

**Admission Schedule, OAMDC 2020-21.**

- Notification**  
 Commencement of online application submission for Andhra Pradesh UG admissions July 2020  
[Download](#)
- Registration**  
 Online Registrations will be announced soon.  
[Download](#)
- Web options**  
[Download](#)



## Processes involved:

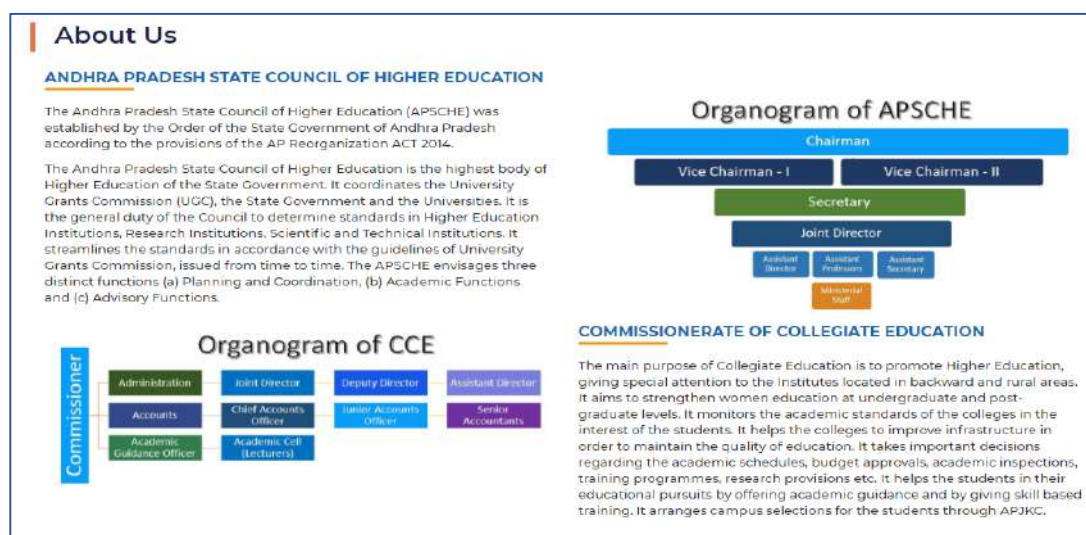


## B. About Us

- The Organogram of the organisations involved in online admission process can be accessed through the URL : <http://oamdc.ap.gov.in/homepage.do>

Or

By clicking on the Home page → About Us







### C. Admission related G.Os

- Government Orders regarding the Online Admissions Process, can be accessed through the URL: <http://oamdc.ap.gov.in/homepage.do?mode=go>

Or

By clicking on the Home page → G.O's

GOVERNMENT ORDERS			
S.No	GO Number	GO Name	Download
1	G.O.MS.No. 34	Higher Education - Introduction of Online admission process for admission into under graduate courses offered by the Degree Colleges in the State - Rules for online admissions for admission of students into Undergraduate Courses in Arts, Science, Social Sciences, Commerce, Management, Computer Applications and Social work etc. including Honours, in all faculties in Government Degree Colleges, Government Autonomous Degree Colleges, Private Aided Degree Colleges, Private Unaided Degree Colleges and Private-Autonomous Degree Colleges (Aided and Unaided) -Notification - Orders - Issued.	
2	G.O.Rt.No.63	Higher Education- Technological Reforms towards Streamlining and End-To-End Automation of Academic and Administrative Activities in A.P State Universities and its affiliated Colleges including Govt./Aided/Private - Orders - Issued.	

### D. FAQs

- Frequently Asked Questions (FAQs), can be accessed through the URL: <http://oamdc.ap.gov.in/FAQS.do?key=FAQSReport>

Or

By clicking on the Home page → FAQs

Frequently Asked Questions
What is OAMDC ?
I have paid Registration Fee.I am not able to login.
I have received my application number but I am unable to login.
What should I need to remember after registration?
Can I go to any helpline centre nearest to me for the purpose of verification?
Can I change my web options after submitting my application?
I can not find my Village in the address field while filling application form
I forgot my password. How can I retrieve?
I have paid registration fee and not able to exercise web options.
Already Registered Error OR Some one registered my application without my knowledge. What should I do?
Verification:I have applied for more than One University. Should I get verified in all the universities that I applied for?
I lost my Mobile phone. What should I do?



## E. Help Line Centres

- For information on Help Line Centres, click on the URL:  
<http://oamdc.ap.gov.in/helpdesk.do?key=helpdeskReport>

Or

Home → Help Line

List of Help Line Centres					
<b>ANDHRA UNIVERSITY, Visakhapatnam</b>					
S.No.	Name of the Help Line Center	Name of the Staff	Designation	Contact Number	E-mail
1	Andhra University, Vishakapatnam	NIRANJAN KANDULA	Coordinator	9848292189	niranjankandula1a1@hotmailidotcom
<b>DR BR AMBEDKAR UNIVERSITY, Guntur</b>					
S.No.	Name of the Help Line Center	Name of the Staff	Designation	Contact Number	E-mail
1	DR BR AMBEDKAR UNIVERSITY,Guntur	PROF. K RAGHU BABU	Coordinator	9490675588	regdrbraulati@yahooidotcom
<b>KRISHNA UNIVERSITY, Machilipatnam</b>					
S.No.	Name of the Help Line Center	Name of the Staff	Designation	Contact Number	E-mail
1	KRISHNA UNIVERSITY, Machilipatnam	Prof.N.Usha	Coordinator	9542487999	registrarkula@gmailidotcom

## F. Pre-Registration:

- For Pre – Registration Click on Pre- Registration button and then click on the **tab** 'Register.'



REGISTER

- Candidates qualified from Board of Intermediate Education, Andhra Pradesh, have to select Board of Intermediate Education, Andhra Pradesh. And enter the Intermediate Hall Ticket Number, the remaining details like Aadhar Number, Student Name, Date of Birth will be populated.
- Enter valid Mobile Number. This will be used for future communication.
- The mobile number should be unique for each candidate, one mobile number to be used for one candidate only.
- Select the Reservation category. Based on the Reservation Category, application fee to be paid will be displayed.
- Enter the captcha and click on proceed to payment for the paying the application fee.



ANDHRA PRADESH  
Centre for Financial  
Systems and Services





**UG Online Admission Payment Form**

Intermediate/10+2/Equivalent Board Name:\*

Intermediate/10+2/Equivalent Hall Ticket Number :\*

Intermediate/10+2/Equivalent Pass Year:\*

Pass Out Type:\* ☐ Regular ☐ Supplementary

Aadhar Number:\*

Student Name:\*

Date Of Birth :\*

Mobile Number:\*

Reservation Category:\*

Application Fee(Rs):\*

**PN3RPL**

Enter Above Captcha

**Proceed to Payment**

**Important Note:**

- Fee once paid is not refundable under any circumstances.
- If the information furnished by you is found incorrect, you will forfeit your admission.
- All the students who do not belong to the Board of Intermediate Education-AP can apply online and must visit the nearest help-line center to them for the verification of their certificates.

- Candidates from Boards other than Board of Intermediate Education, Andhra Pradesh, need to select the Board from the list of boards available.
- For other board candidates like Telangana, details in the specified field like Hall ticket Number, year of passing out from Intermediate (From the drop down), Type (Regular/ Supplementary), along with Student Name, Date of Birth, Mobile Number and Reservation Category (from the drop down) are to be entered.
- After entering, the details enter the captcha shown and click on *Proceed to payment*.
- Enter the OTP received on the registered mobile number for verification.

**Mobile No. Verification**

Please Enter OTP:

**Verify** **Resend OTP**



## G. Payment of Processing Fee

1. After successful verification of the mobile number, Processing Fee is to be paid. Payment options like Credit card, Debit card, Debit Card+ ATM PIN, Internet Banking and UPI are available and any of them can be selected to make the payment.

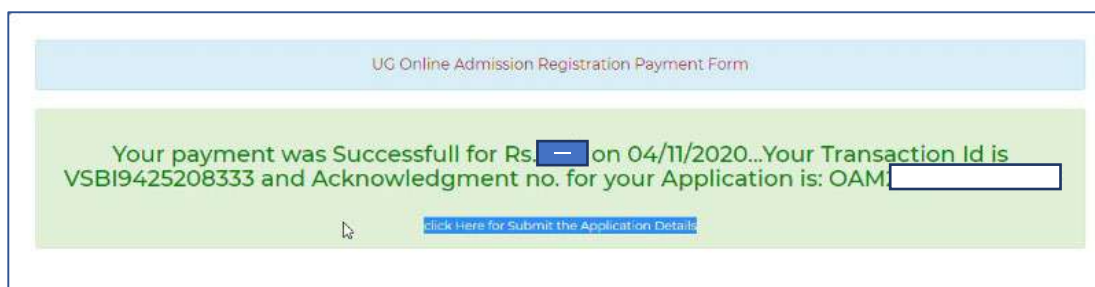
The following are the transaction charges:

Sl No.	Mode	Type	Transaction charges
1	Credit Card	Visa/Master/Rupay	1% of transaction
2	Debit Card	Rupay	Nil charges
3	Debit Card	Visa/Master	0.90%
4	UPI	-	Nil charges
5	Internet Banking	-	Rs.6/- per transaction

The screenshot displays the BillDesk payment interface. On the left, there is a vertical menu with options: Credit Card, Debit Card, Debit Card + ATM PIN, and Internet Banking. The 'Debit Card' option is currently selected. The main area is titled 'Select your Bank' and is divided into 'Popular Banks' and 'All Banks' sections. Under 'Popular Banks', there are buttons for HDFC BANK, ICICI BANK, and State Bank of India. Under 'All Banks', there is a dropdown menu labeled '== Select your Bank =='. A large yellow 'Make Payment' button is prominently displayed in the center. To the right of the payment options, a box shows the 'Merchant Name' as 'ANDHRA PRADESH CENTRE FOR FINANCIAL SYSTEMS & SERVICES' and the amount as 'Rs.100 / Rs.200'. At the bottom right, there is a 'Cancel' link and the BillDesk logo.

2. After successful payment, the Application ID, Transaction ID and Transaction Date will be displayed as shown below.





3. The Application ID and Password will be sent through SMS to the registered Mobile Number.
4. The application can be filled immediately or at a later point of time.
5. If the application is to be filled immediately, click on the **“Click here to submit the application details”**.

#### H. Student Login & Forgot Password:

##### Login Screen:

If the candidate wishes to fill the application later, click on the candidate login and provide the required credentials like Application ID, Date of Birth and the password received through SMS as given in the screen below.

1. In case the Candidate forgets the Application ID, click on the **“Know your Application Details”** He / She is redirected to another screen as shown below. The Candidate needs to provide the following details like Intermediate Hall ticket Number, Aadhar Number and Date of Birth for getting the Application ID. The Application ID will be sent to the registered mobile number.



**Know Your Application Details**
Back to Login

Intermediate/10+2/Equivalent Hall Ticket Number \*:

Aadhar No \*:

Date Of Birth \*:

Submit

2. If the message sent by OAMDC is lost/deleted or if the Password is forgotten, click on the Forgot Password. The candidate is then redirected to another screen as shown below. Details like Intermediate Hall ticket Number, Aadhar Number and Date of Birth for getting the Password, are to be provided and the Password will be sent to the Registered mobile number.

**Know Your Password**
Back to Login

Intermediate/10+2/Equivalent Hall Ticket Number \*:

Aadhar No \*:

Date Of Birth \*:

Submit

After the Successful login, the candidate needs to submit the required details in the application form for admission.

### I. Application Submission:

1. The application for admission contains Student Personal Details and Intermediate Details.

**STUDENT PERSONAL DETAILS**

Student Name (పాఠశాల పేరు) *	<input type="text" value="satish"/>	Gender (లింగం) *	<input type="radio"/> Male <input type="radio"/> Female <input type="radio"/> Transgender
Father's Name (పాపా పేరు) *	<input type="text"/>	Aadhar Number (అదార్ నంబర్) *	<input type="text" value="XXXX-XXXX-XXXX"/>
Mother's Name (మాత పేరు) *	<input type="text"/>	SSC H.T.No. (SSC పాఠశాల పేరు నంబర్)	<input type="text"/>
Date Of Birth (పుట్టిన తేదీ) *	<input type="text" value="01/01/1995"/>		



- In case of candidates who passed out from BIE, AP all the details will be populated. If prompted, enter Mother's name only. Entering SSC Hall ticket number is not mandatory.
- In the Intermediate Details Section, based on the intermediate Hall ticket Number details will be populated from BIE, AP. If the candidate completes a bridge course, He / She needs to select the bridge courses and has to upload the certificate.

INTERMEDIATE DETAILS			
Intermediate/Equivalent Ht.No. (ఇంటర్మీడియట్ హాల్ టికెట్ నంబర్)*	85219555555555	Bridge Course (బ్రిడ్జ్ కోర్సు)	--Select--
Intermediate/Equivalent Board Name (ఇంటర్మీడియట్ బోర్డ్ పేరు)*	MAURITIUS EXAMINATION SYNDICATE	Bridge Course Certificate Upload	Choose file No file chosen Note: Upload JPEG/JPG images less than 100kb only
Intermediate/Equivalent Course Name (ఇంటర్మీడియట్ కోర్సు పేరు)*	--Select--	Second Language (ద్వితీయ భాష)*	--Select--
Medium of Instruction (మాధ్యమం)*	--Select--	Max. Marks (గరిష్ట మార్కులు)*	
Marks Secured (పొందిన మార్కులు)*		Group Subjects Percentage (గ్రూప్ సబ్జెక్టుల శాతం)*	
Intermediate/Equivalent Percentage (ఇంటర్మీడియట్ హాల్ శాతం)			
Language Total Percentage (భాషలు మొత్తం శాతం)*			
College Name (ఇంటర్మీడియట్ కాలేజి పేరు)*			

- For Other Board Candidates, details like Gender, Father Name, and Mother Name have to be entered in addition to SSC hall ticket number (not mandatory). Student name and Aadhar number and Date of birth will be populated from the Pre-Registration and payment screen.
- Details of students who passed from other Boards will not be populated based on the Intermediate Hall ticket Number. They need to select the details like Intermediate Course Name, Medium of Instruction and Second Language, the name of the Intermediate/Junior College in the specified fields.

INTERMEDIATE DETAILS			
Intermediate/Equivalent Ht.No. (ఇంటర్మీడియట్ హాల్ టికెట్ నంబర్)*	52222222222222	Bridge Course (బ్రిడ్జ్ కోర్సు)	--Select--
Intermediate/Equivalent Board Name (ఇంటర్మీడియట్ బోర్డ్ పేరు)*	BOARD OF INTERMEDIATE EDUCATION, Telangana	Bridge Course Certificate Upload	Choose file No file chosen Note: Upload JPEG/JPG images less than 100kb only
Intermediate/Equivalent Course Name (ఇంటర్మీడియట్ కోర్సు పేరు)*	--Select--	Second Language (ద్వితీయ భాష)*	--Select--
Medium of Instruction (మాధ్యమం)*	--Select--		
College Name (ఇంటర్మీడియట్ కాలేజి పేరు)*			

- If the candidate completed a bridge course, select the bridge course and upload the certificate.



7. Enter present/ permanent Address like Number, Street and PIN Code. And select the District, Mandal and Village from the Drop down.

PRESENT ADDRESS			
House Number (గృహ సంఖ్య) *	<input type="text"/>	District (జిల్లా) *	<input type="text" value="-Select-"/>
Street (రోడ్) *	<input type="text"/>	Mandal (మండలం) *	<input type="text" value="-Select-"/>
PIN Code (పిన్ కోడ్) *	<input type="text"/>	Village (గ్రామం) *	<input type="text" value="-Select-"/>

PERMANENT ADDRESS			
House Number (గృహ సంఖ్య) *	<input type="text"/>	District (జిల్లా) *	<input type="text" value="-Select-"/>
Street (రోడ్) *	<input type="text"/>	Mandal (మండలం) *	<input type="text" value="-Select-"/>
PIN Code (పిన్ కోడ్) *	<input type="text"/>	Village (గ్రామం) *	<input type="text" value="-Select-"/>

8. If the Present Address and Permanent are same there is a check box available. If the candidate checks, there is an exemption from entering Permanent Address.
9. The Candidate is exempted to enter the Mobile Number and Reservation Category in the below screen. Candidate needs to enter the Contact details like Parents Contact number, Guardian Contact number, Email, Religion, Blood Group and Identification Marks in the Specified Fields.

CONTACT DETAILS			
Mobile No (మొబైల్ నంబర్) *	<input type="text" value="9856789012"/>	Parents Contact No (పేరెంట్స్ కంటాక్ట్ నంబర్) *	<input type="text"/>
Guardian Contact No (గార్డియన్ కంటాక్ట్ నంబర్) *	<input type="text"/>	Email (ఈమెయిల్) *	<input type="text"/>
Religion (మతం) *	<input type="text" value="Hindu"/>	Reservation Category (రీజర్వేషన్ కేటగిరీ) *	<input type="text" value="SC"/>
Blood Group (బ్లడ్ గ్రూప్) *	<input type="text" value="-Select-"/>	Identification Marks 1 (ఐడెంటిఫికేషన్ మార్క్స్ 1) *	<input type="text"/>
Identification Marks 2 (ఐడెంటిఫికేషన్ మార్క్స్ 2) *	<input type="text"/>		

10. If the Candidate has Special Reservations like CAP (Children of Armed Personnel), Sports/ Games, NCC (National Cadet Corps) and Extracurricular Activities, they need to check the specified field for claiming the specific reservation during the admission process.

SPECIAL RESERVATIONS
<input type="checkbox"/> CAP (సి.ఎ.పి.)
<input type="checkbox"/> Sports/Games (స్పోర్ట్స్ గేమ్స్)
<input type="checkbox"/> NCC ( National Cadet Corps ) ( ఎన్ సి సి )
<input type="checkbox"/> Extracurricular activities







Income Certificate number, candidate needs to click the Get details. **(Non Mandatory)**

**INCOME CERTIFICATE DETAILS**

Meer Seva No. of Income Certificate  
(మీ సేవా నంబర్ ఆఫ్ ఇన్ కమర్ సెర్టిఫికేట్)

16. After Entering the valid **Income Certificate Number**, by clicking on the **Get Details**, details will be fetched and Shown. **(Non Mandatory)**

**INCOME CERTIFICATE DETAILS**

Meer Seva No. of Income Certificate  
(మీ సేవా నంబర్ ఆఫ్ ఇన్ కమర్ సెర్టిఫికేట్)



Applicant Name:KANDULA DIVYA:Father Name:VENKATA NAGENDRAM:Approved Date:21/10/2014:Total  
Income:45000.00

17. If the Candidate has **Ration Card**, they need to enter the Ration Card Number in Specified Field. **(Non Mandatory)**

**RATION CARD DETAILS**

Ration Card Number  
(రేషన్ కార్డ్ నెంబర్)

18. The Candidate needs to select and enter the Previous Study Details like Place of Study and School Name in the Specified Fields.

**PREVIOUS 7 YEARS STUDY DETAILS**

Class (తరగతి)	Place of Study (అధ్యయన స్థలం)	School/College Name (పాఠశాల / కళాశాల పేరు)
12th Class (12 వ తరగతి) *	--Select--	<input type="text"/>
11th Class (11 వ తరగతి) *	--Select--	<input type="text"/>
10th Class (10 వ తరగతి) *	--Select--	<input type="text"/>
9th Class (9 వ తరగతి) *	--Select--	<input type="text"/>
8th Class (8 వ తరగతి) *	--Select--	<input type="text"/>
7th Class (7 వ తరగతి) *	--Select--	<input type="text"/>
6th Class (6 వ తరగతి) *	--Select--	<input type="text"/>

19. The Candidate needs to upload the Photo and Signature in the Fields Specified.

Student Photo  
(విద్యార్థి ఫోటో) \*

No file chosen

Note:Upload JPEG/jpg images less than 100kb only

Student Signature  
(విద్యార్థి సంతకం) \*

No file chosen

Note:Upload JPEG/jpg images less than 100kb only



20. After entering all the Fields, the candidate needs to click on the Preview.

**Preview (ప్రివ్యూ)**

#### J. Preview and Edit the Application:

1. After clicking the Preview button, the details submitted by the candidate are shown on the screen as given below

STUDENT PERSONAL DETAILS			
Applicant Id	XXXXXXXXXX		
Student Name	PRASADHARI CHANDRASEKHAR		
Father's Name	ELSTHATHRE	Mother's Name	ELSTHATHRE
Date of Birth	18-08-2003	Gender	Male
Mobile Number	XXXXXXXXXX	State	Andhra Pradesh
Pincode	515001	City	Eluru
INTERMEDIATE & UNIVERSITY DETAILS			
Intermediate/University Roll No.	2020XXXXXX	Board Name	APSC
Intermediate/University Board Name	BOARD OF INTERMEDIATE EDUCATION, ANAPRA, PRADESH		
Intermediate/University Course Name	B.Sc. in Computer Science & Engineering		
Medium of Instruction	English	Medium of Examination	English
Marital Status	Single	Marital Status	Single
Intermediate Percentage	88.88	University Percentage	88.88
College Name	Anapra College		
ADDRESS DETAILS			
House No.	123	Street	Main Road
Village	Eluru	Postcode	515001
CONTACT DETAILS			
Mobile No.	9876543210	Parent's Contact No.	9876543210
Government Contact No.	-	Other Contact No.	9876543210
OTHER DETAILS			
Religion	Hindu	Caste	SC
Blood Group	A+	Identification Mark 1	Identification Mark 2
PHYSICAL CHALLENGES			
Physical Challenges (If any)			
S.No.	Class	Subject	Score
1.	8th Class	Mathematics	85
2.	9th Class	Mathematics	85
3.	10th Class	Mathematics	85
4.	11th Class	Mathematics	85
5.	12th Class	Mathematics	85
6.	11th Class	Mathematics	85
7.	12th Class	Mathematics	85
Date of Application: 08-08-2023		Signature of the Candidate	

[Save](#) [Web Options](#)

2. If the entered details are correct the candidate may click on save. Or the candidate wishes to edit the data they may click on Edit.
3. Before taking a printout of the application in pdf, if the candidate wishes to download the application in PDF format He / She can download the Application.
4. If there are no objections like mismatch of names / Reservation Category / Income/ SADEREM/ Special Reservation Categories the Candidate will be directed for exercising Web Options.



## K. Searching of Colleges/ Courses/ Subjects

1. For Information about the Colleges and Courses offered, by entering the URL:  
<http://oamdc.ap.gov.in/UniversityWiseCollegeCourses.do>
2. In the above URL, the Candidate can search
  - a. By **Programme**
    - i. Select the University listed
    - ii. Select **Programme** Type
    - iii. Select the **Programme** name
    - iv. Select Medium
    - v. Enter Captcha and Click on Search Colleges

**SEARCH BY COLLEGE/COURSES**


Search By: ☒ By Course ☐ By College ☐ By Subjects

University Name:

Course Type:

Course Name:

Medium:

Captcha:   
Enter Above Captcha

**ANDHRA UNIVERSITY**

(To View the fee Split up, Move the mouse over the)

Serial No	College Name	Course Name	Medium	Address	Regular/Self Finance	Management Type	Intake Seats
1	Dr.V.S.KRISHNA GOVT. DEGREE COLLEGE(A) (12063)	B.Sc. (MATHEMATICS, STATISTICS, COMPUTER SCIENCE)-31070	English	KRISHNA COLLEGE ROAD, MADDILAPALEM	Regular	Government College	30
2	AQL COLLEGE(10192)	B.Sc. (MATHEMATICS, STATISTICS, COMPUTER SCIENCE)-31071	English	BLOCK-C	Self-Financed	Private UnAided College	50
3	avanthi degree college(32251)	B.Sc. (MATHEMATICS, STATISTICS, COMPUTER SCIENCE)-31071	English	BLOCK 1, 12, T NACARAPALEM, BHEEMILIPATNAM, VISAKHAPATNAM	Self-Financed	Private UnAided College	50
4	Aditya Degree college, Gajuwaka(14567)	B.Sc. (MATHEMATICS, STATISTICS, COMPUTER SCIENCE)-31071	English	D.NO.26-42-9/1,Chaitanya Nagar, Near Bhasyam School, Old Gajuwaka, PIN 530026	Self-Financed	Private UnAided College	100
5	SRI SAI KULYANTH DEGREE COLLEGE(19026)	B.Sc. (MATHEMATICS, STATISTICS, COMPUTER SCIENCE)-31071	English	12/4/7A/1	Self-Financed	Private UnAided College	50

### b. By College

- i. Select Management Type
- ii. Select College Type
- iii. Select the University Name
- iv. Select College name
- v. Enter Captcha and Click on Search Colleges



**SEARCH BY COLLEGE/COURSES**

Search By: ☐ By Course ☒ By College ☐ By Subjects

Management Type: ☒ ALL ☐ Government ☐ Private Aided ☐ Private UnAided ☐ UNIVERSITY

College Type: ☒ ALL ☐ Co-Education ☐ Women ☐ Men

University Name:

College Name:

Captcha:   
Enter Above Captcha

**Search College/Courses**

**DR BR AMBEDKAR UNIVERSITY**

(To View the fee Split up, Move the mouse over the Fee amount)

College Name	Course Name	Medium	Address	Regular/Self Finance	Management Type	Intake Seats	Fee
AKSHARA DEGREE COLLEGE (10235)	BA(HISTORY, ECONOMICS, POLITICAL SCIENCE)-11711	Telugu	Old NH5 Road(Main Road),Padmatula,Ampuram(p),Kanchili(m),Srikakulam dist.	Self-Financed	Private UnAided College	60	Fee to be entered by University
AKSHARA DEGREE COLLEGE (10235)	B.Sc.(MATHEMATICS, PHYSICS, COMPUTER SCIENCE)-10971	Telugu	Old NH5 Road(Main Road),Padmatula,Ampuram(p),Kanchili(m),Srikakulam dist.	Self-Financed	Private UnAided College	50	Fee to be entered by University
AKSHARA DEGREE COLLEGE (10235)	B.Sc.(MATHEMATICS, PHYSICS, CHEMISTRY)-10561	Telugu	Old NH5 Road(Main Road),Padmatula,Ampuram(p),Kanchili(m),Srikakulam dist.	Self-Financed	Private UnAided College	50	Fee to be entered by University
AKSHARA DEGREE COLLEGE (10235)	B.Sc.(BOTANY, ZOOLOGY, CHEMISTRY)-10541	Telugu	Old NH5 Road(Main Road),Padmatula,Ampuram(p),Kanchili(m),Srikakulam dist.	Self-Financed	Private UnAided College	50	Fee to be entered by University
AKSHARA DEGREE COLLEGE (10235)	B.Com.(COMPUTER APPLICATIONS)-10061	Telugu	Old NH5 Road(Main Road),Padmatula,Ampuram(p),Kanchili(m),Srikakulam dist.	Self-Financed	Private UnAided College	60	Fee to be entered by University

### C. By Subject

- Select University
- Select Subject
- Select Medium
- Enter captcha




**SEARCH BY COLLEGE/COURSES**

Search By: ☐ By Course ☐ By College ☒ By Subjects

University Name:

Subject Name:

Medium:

Captcha: 

---

**DR BR AMBEDKAR UNIVERSITY**

(To View the fee Split up, Move the mouse over the Fee amount)

Serial No	College Name	Course Name	Medium	Address	Regular/Self Finance	Management Type	Intake Seats	Fee
1	SANTHINIKETAN DEGREE COLLEGE(17389)	B.Sc.(BIO-TECHNOLOGY, BOTANY, CHEMISTRY)	English	K.K.COMPLEX, RANASTHALAM, SRIKAKULAM DIST	Self-Financed	Private UnAided College	50	Fee to be entered by University
2	THAMMINAIDU VIDYA DEGREE COLLEGE(20434)	B.Sc.(BIO-TECHNOLOGY, CHEMISTRY, MICROBIOLOGY)	English	PONUGUTIVALASA,MARUTHI NAGER 3RD LINE SANTHAKAVITI MANDL, SRIKAKULAM DIST	Self-Financed	Private UnAided College	50	Fee to be entered by University
3	SSR DEGREE (19757)	B.Sc.(BIO-TECHNOLOGY, ZOOLOGY, CHEMISTRY)	English	NEAR RTC COMPLEX, BEHIND DIST JUDGE COURT, SRIKAKULAM	Self-Financed	Private UnAided College	50	Fee to be entered by University
4	SUN DEGREE COLLEGE(20078)	B.Sc.(BIO-TECHNOLOGY, BOTANY, CHEMISTRY)	English	Visakha - A Colony, Srikakulam	Self-Financed	Private UnAided College	50	Fee to be entered by University
5	THAMMINAIDU DEGREE COLLEGE(20433)	B.Sc.(BIO-TECHNOLOGY, CHEMISTRY, MICROBIOLOGY)	English	MM NAGAR	Self-Financed	Private UnAided College	100	Fee to be entered by University

## L. Reports:

1. If the candidate wishes to obtain information on the Colleges, it can be done by by entering the URL: <http://oamdc.ap.gov.in/CollegeOverAllReport.do>

Or

**Home page → Reports → District Wise Colleges Report**


- a. Select the University
- b. Select the Management Type
- c. Select the District
- d. Enter Captcha and click on Get Data

**DISTRICT COLLEGE TYPE OVERALL REPORT**

University:

Management Type:

District:

Captcha: 





S.No	Mandal	College Name	College Type	Management	Year of Establishment	No. of Courses	Sanctioned Strength	Hostel Status	College Details	Course Details
1	ANAKAPALLI	AMAL COLLEGE	Co-Education	Private Aided College	1952	11	700	YES	<a href="#">College Details</a>	<a href="#">Course Details</a>
2	VISAKHAPATNAMUI	BVK COLLEGE	Co-Education	Private Aided College	1980	11	510	No	<a href="#">College Details</a>	<a href="#">Course Details</a>
3	VISAKHAPATNAMUI	Dr LANKAPALLI BULLAYYA COLLEGE	Co-Education	Private Aided College	1974	16	1450	No	<a href="#">College Details</a>	<a href="#">Course Details</a>
4	VISAKHAPATNAMUI	Mrs AVN College	Co-Education	Private Aided College	1978	13	740	No	<a href="#">College Details</a>	<a href="#">Course Details</a>
5	ANAKAPALLI	SRI ADINABAYANA MAHILA KALASALA	Women	Private Aided College	1975	3	170	No	<a href="#">College Details</a>	<a href="#">Course Details</a>
6	VISAKHAPATNAMUI	ST JOSEPHS DEGREE COLLEGE FOR WOMEN ONANAPURAM VISAKHAPATNAM	Women	Private Aided College	1950	14	710	No	<a href="#">College Details</a>	<a href="#">Course Details</a>
7	VISAKHAPATNAMUI	SVP/VMC DEGREE COLLEGE	Co-Education	Private Aided College	1980	11	520	No	<a href="#">College Details</a>	<a href="#">Course Details</a>
Total								4900		

2. For obtaining more details about the College, Click on the College Details button.

### College Web Options

ANDHRA UNIVERSITY

A.M.A.L.COLLEGE(20399)

College Details

Name of the Principal

Dr G JAYA BABU

Email

amalcollegeakp29531at@gmaildotcom

Landline Number

08984220634

Web Site

[Click here for website](#)

Address of the College

District

Visakhapatnam

Mandal

ANAKAPALLI

Village

Anakapalli Town

Pincode

Establishment and History

College Type

Co-Education

Date of Establishment of College

1952

Year of Existence of College

68

Building Type

College Status

UGC Status

both

NAAC Grade

B

NAAC CGPA

3.00

NIRF rank

Facilities in the College

Hostels

available

Mens

3

Women

0

Centralised Library

Centralized Computer Lab

available

Total Carpet Area (sq ft's)

27.77

Teachers information

PG with Ph.D and NET/SET

0

PG with Ph.D only

5

PG with NET/SET only

2

PG with 55% and above only

50

PG with less than 55% only

Geo Tagging

3. For obtaining more details about the Courses offered in the College, Click on the Course Details button.



Course Web Options						
A.M.A.L.COLLEGE						
Course Details						
S.No	Course Name	Medium	Regular	Intake	Fee	
1	B.Com.(GENERAL)	English	Regular	80	0	
2	B.Com.(GENERAL)	Telugu	Self-Financed	80	0	
3	B.Com.(GENERAL)	Telugu	Regular	160	0	
4	B.Sc.(BOTANY, ZOOLOGY, CHEMISTRY)	English	Regular	50	0	
5	B.Sc.(BOTANY, ZOOLOGY, CHEMISTRY)	Telugu	Regular	50	0	
6	B.Sc.(MATHEMATICS, ELECTRONICS, COMPUTER SCIENCE)	English	Self-Financed	50	0	
7	B.Sc.(MATHEMATICS, PHYSICS, CHEMISTRY)	English	Self-Financed	50	0	
8	B.Sc.(MATHEMATICS, PHYSICS, CHEMISTRY)	English	Regular	50	0	
9	B.Sc.(MATHEMATICS, PHYSICS, CHEMISTRY)	Telugu	Regular	50	0	
10	B.Voc(AGRICULTURE)	English	Self-Financed	50	0	
11	B.Voc(Dairying Animal Husbandry)	English	Self-Financed	50	0	

### M. Course Eligibility:

1. If candidate wishes to get Information about the Course eligibility, He/ She may get the Information from the following URL:  
<http://oamdc.ap.gov.in/courseEligibilityReport.do>

Or

**Home page → Reports → Course Eligibility Report**

- a. Select the University Name
- b. Enter Captcha
- c. Get Data

**COURSES ELIGIBILITY REPORT**

University Name\*

**MVB27E**  
Enter Above Captcha

S.no	Intermediate Course Full Name	Intermediate Course Name	No of UC Courses Eligible	BA	BAOL	BBA	BBM	BCA	B.Com	B.Dance	BHW	B.Music	BSC	BSW	B.Voc
1	Accounting & Taxation(Vocational)	A and T	129	100	0	7	1	1	17	0	1	0	1	1	0
2	Automobile Engineering Technician(Vocational)	A.E.T	181	109	0	7	1	1	17	0	1	0	54	1	0
3	Banking & Financial Services(Vocational)	B.F.S	128	100	0	7	1	0	17	0	1	0	1	1	0
4	Biology, Physics, Chemistry(General)	BPC	188	100	0	7	1	0	17	0	1	0	61	1	0
5	Building Construction & Maintenance Technician(Vocational)	B.C.And M.T.	191	109	0	7	1	1	17	0	1	0	54	1	0
6	Commerce, Civics, Public Administration(General)	CO CIV PUB	128	100	0	7	1	0	17	0	1	0	1	1	0
7	Commerce, Economics, Civics(General)	CEC	128	100	0	7	1	0	17	0	1	0	1	1	0
8	Commercial Garment Technology(Vocational)	C.G.T	195	100	0	7	1	1	17	0	1	0	67	1	0
9	Computer Graphics & Animation(Vocational)	C.G.A	129	100	0	7	1	0	17	0	1	0	2	1	0
10	Computer Science & Engineering(Vocational)	C.S.E	191	109	0	7	1	1	17	0	1	0	54	1	0
11	Construction Technology(Vocational)	C.T	191	109	0	7	1	1	17	0	1	0	54	1	0
12	Crop Production & Management(Vocational)	C.P And M	195	100	0	7	1	1	17	0	1	0	67	1	0
13	Dairying & (Livestock Management)(Vocational)	DAIRY	194	100	0	7	1	0	17	0	1	0	67	1	0
14	Economics, Civics, Geography(General)	ECG	128	100	0	7	1	0	17	0	1	0	1	1	0
15	Economics, Civics, History(General)	ECH	128	100	0	7	1	0	17	0	1	0	1	1	0

### N. Prioritizing or Exercising the Web Options:



ANDHRA PRADESH  
Centre for Financial  
Systems and Services



1. If the candidate wishes to exercise the Web options after the Successful verification from the Help Line Centres they may prioritize the Colleges and Courses.
2. The candidate needs to login into the OAMDC Portal with the refereed credentials in the login Page.
3. If the candidate forgot the password/ Lost the Message/ Forgot the Application ID kindly refer the Forgot Password Section.
4. After the Successful login the candidate will be led to access the below screen.



5. Payment Reference ID and Receipt
6. Printing of Application Form
7. Click Here for Web options.
8. After clicking the Web options, the following screen is shown
9. The Candidate may prioritize the Web Options
  - a. By Course
  - b. By College

**a. By Course:**

- i. Select the University
- ii. Select Course
- iii. Select Medium
- iv. Click on Show Courses



The screenshot shows the 'Web Options' section of the Degree Online Services portal. It features a navigation bar with 'Home', 'Services', and 'Logout' links, along with a user ID 'D05202000545787'. Below the navigation bar, there are two radio buttons: 'By Course' (selected) and 'By College'. Underneath, there are three dropdown menus for 'University', 'Course', and 'Medium', each with a '--Select--' placeholder. A 'Show Colleges' button is positioned below these dropdowns. At the bottom of the page, a footer states 'Degree Online Services, Govt. of Andhra Pradesh © 2020. All rights reserved.'

1. The below screen is displayed for exercising the Web options.
2. The details Like University Name, College Name, Course Name, Medium, and Address of the College, Course Type (Regular / Self- Finance), Management Type, Intake, Vacant Seats and Fee will show.
3. The candidate needs to use the integers from 1 to 'n' as options

Serial No	University Name	College Name	Course Name	Medium	Address	Regular/Self Finance	Management Type	Intake Seats	Vacant Seats	Fee	My Priority(numbers)
1	DR BR AMBEDKAR UNIVERSITY	ADITYA DEGREE	B.Sc.(MATHEMATICS, PHYSICS, CHEMISTRY)	Telugu	SRINIVASA NAGAR NEAR OFFICIAL COLONY	Regular		50		Fee not given by University	1 ▲ ▼
2	DR BR AMBEDKAR UNIVERSITY	ADITYA DEGREE	B.Sc.(MATHEMATICS, PHYSICS, CHEMISTRY)	English	SRINIVASA NAGAR NEAR OFFICIAL COLONY	Regular		100		Fee not given by University	2 ▲ ▼
3	DR BR AMBEDKAR UNIVERSITY	ADITYA DEGREE	B.Sc.(MATHEMATICS, PHYSICS, COMPUTER SCIENCE)	English	SRINIVASA NAGAR NEAR OFFICIAL COLONY	Regular		100		Fee not given by University	3 ▲ ▼
4	DR BR AMBEDKAR UNIVERSITY	GOVERNMENT DEGREE COLLEGE (MEN), SRIKAKULAM	BA(GEOGRAPHY, SPECIAL ENGLISH, TOURISM AND TRAVEL MANAGEMENT)	Telugu	OPP: KODI RAMMURTHI STADIUM, Belagathopu, Srikakulam.	Regular	Government	60		Fee not given by University	4 ▲ ▼

At the bottom of the table, there are two buttons: 'Save Options' and 'Delete All Options'.

4. After the successful exercise of web options, the candidate needs to save the web options.
5. Upon saving web options successfully, a message as shown below that the web options have been saved successfully will be displayed.

Weboptions have been saved successfully.

#### b. By College:

- i. Select the University
- ii. Select College



1. The below screen is displayed while exercising the web options.
2. The details Like University Name, College Name, Course Name, Medium, Address of the College, Course Type (Regular / Self- Finance), Management Type, Intake, Vacant Seats and Fee will be displayed.
3. The candidate needs to use the integers from 1 to 'n' as options

Serial No	University Name	College Name	Course Name	Medium	Address	Regular/Self Finance	Management Type	Intake Seats	Vacant Seats	Fee	My Priority(numbers)
1	DR BR AMBEDKAR UNIVERSITY	ADITYA DEGREE	B.Sc.(MATHEMATICS, PHYSICS, CHEMISTRY)	Telugu	SRINIVASA NAGAR NEAR OFFICIAL COLONY	Regular	University College	50		Fee not given by University	1 ▲▼
2	DR BR AMBEDKAR UNIVERSITY	ADITYA DEGREE	B.Sc.(MATHEMATICS, PHYSICS, CHEMISTRY)	English	SRINIVASA NAGAR NEAR OFFICIAL COLONY	Regular	University College	100		Fee not given by University	2 ▲▼
3	DR BR AMBEDKAR UNIVERSITY	ADITYA DEGREE	B.Sc.(MATHEMATICS, PHYSICS, COMPUTER SCIENCE)	English	SRINIVASA NAGAR NEAR OFFICIAL COLONY	Regular	University College	100		Fee not given by University	3 ▲▼
4	DR BR AMBEDKAR UNIVERSITY	GOVERNMENT DEGREE COLLEGE (MEN), SRIKAKULAM	BA(GEOGRAPHY, SPECIAL ENGLISH, TOURISM AND TRAVEL MANAGEMENT)	Telugu	OPP: KODI RAMMURTHI STADIUM, Belagathopu,Srikakulam.	Regular	Government	60		Fee not given by University	4 ▲▼

4. After the successful exercising of the web options, they are to be saved.
5. After saving web options successfully, a message as shown below will be displayed.

Weboptions have been saved successfully.

10. If the Candidate wishes to Change the Priorities or Delete the Exercised Options He/ She may Delete the total web Options or the Selected Web Options in the same screen.







**Q. Implementation of rule of reservation in the admission process:**

S No	Caste	Percentage
1	SC	15%
2	ST	6%
3	BC 1. BC-A 2. BC-B 3. BC-C 4. BC-D 5. BC-E	29% (for all Categories) 7% 10% 1% 7% 4%
4	Physically Handicapped 1. VH 2. Hearing Impaired 3. OH	3% (for All Disabilities) 1% 1% 1%
5	Special Reservations 1. CAP 2. NCC 3. Sports	4.5% (total) 2% 2% ½%
6	Women Candidates	33.33% in all categories
7	EWS (Economically Weaker Sections)	10% (Supernumerary)

